

REF G-38636

**GEUDER SINGLE-USE GLASS CANNULA**  
16 gauge / 1.6 mm, sterile

	Incision Size
G-38636	Incision 2.4 to 2.75 mm

**INSTRUCTIONS FOR USE**

**READ ALL INSTRUCTIONS THOROUGHLY**

**DESCRIPTION:**

The product "G-38636 Geuder Glass Cannula" consists of a sterile packed borilicate glass tubule. The glass tubule is tapered and offers two different diameters at each end (outer-Ø = 1.6 mm / inner-Ø = 1 mm at on one end and outer-Ø = 6 mm / inner-Ø = 4.29 mm at the other end). The smaller diameter end is skewed at 35° in order to ease insertion.

**INTENDED USE:**

The product "G-38636 Geuder Glass Cannula" is meant to be used as an accessory in ophthalmic surgery. The glass cannula can be inserted into the human eye through a corneal or sclera incision of sizes. The wider end of the cannula is designed to fit to a standard Luer Connector of a syringe, while the narrow end can be inserted through the a.m. incision – the narrow end might be alternatively connected to a syringe in conjunction with the enclosed infusion tube, i.o. to load the tubule.

**ENVIRONMENT FOR USE**

This product is intended to be used only by ophthalmic surgeons in association with surgery on human eyes, to be carried-out in accordingly sterile environment (Operating Theater) during a short period of time (<24 h, according to EN ISO 10993-1 and less than 30 days according to directive 93/42EEC).

**INDICATIONS:**

As per decision of the treating surgeon, i.o. to assist his surgical procedure

**CONTRAINDICATIONS:**

As per decision of the treating surgeon, i.e. when intraocular pressure would not tolerate the incision.

**NOTICE:**

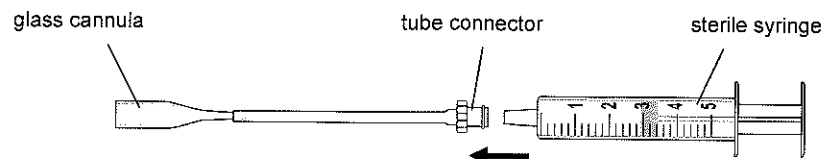
Single use product. Sterilised by use of ethylene oxide.

**WARNING NOTICES:**

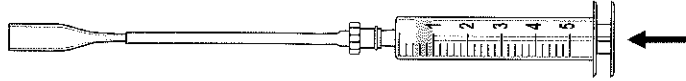
- Please ensure that the packaging and the product are undamaged, paying particular attention to the glass cartridge, possible deformations of the tubing connection and package integrity. Do not use if damaged!
- The selection of the incision knife to be used in combination with the cartridge is at the discretion of the surgeon. The compatibility of incision and cartridge must be checked before the application.
- Following use, the product and its accessories might pose a biological hazard. As such, only use and dispose of them in accordance with accepted medical methods and in adherence to laws and guidelines.
- The product is intended for single use. Re-use, re-sterilisation, re-processing or re-packaging may compromise the integrity of the parts, materials and design. This could result in failure of the product, infection of patient or user, and injury to, illness or even death of the patient.
- The product has been designed for single use. Re-use of the product carries the risk of contamination from patient to patient. Residues of biological materials can lead to the product becoming contaminated with pyrogens, causing infection.

**INSTRUCTION FOR USE**

1. Filling the glass cannula from the slender end, attach a sterile syringe which has been filled with some fluid (e.g. balanced saline solution, buffer or dye) to the connector of the tube. Connect the other end of the tube with the slender end of the glass cannula (refer to illustration).



- Fill the tube and the glass cannula air bubble-free with fluid from the syringe. An upright position facilitates filling free of air bubbles.

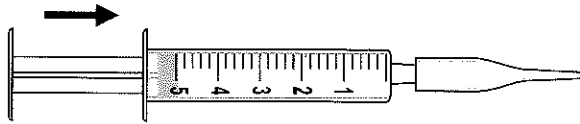


- The system is now filled.

- Carefully remove the tube from the slender end of the glass cannula.



- Alternatively attach a sterile syringe which has been completely filled with fluid (e.g. 5 ml) to the large end of the glass cannula.



- Place the slender end of the glass cannula into the patient's anterior chamber through a suitable incision. To inject the fluid, apply slight pressure to the plunger of the syringe.

#### DISPOSAL:

- Dispose of the glass cannula incl. tube connection properly after use following the hospital's in-house requirements for medical hazardous waste.
- For disposal, national rules, regulations and / or restrictions must be observed.

#### STORAGE:

For proper storage of the glass cannula incl. tube connection please observe the respective symbols and labeling on the packaging.

#### EXPLANATION OF THE SYMBOLS ON THE PACKAGING:

<b>REF</b>	Catalogue number		Manufacturer		Do not use if package is damaged
	Do not re-use		Temperature limitation	<b>Rx only</b>	CAUTION: US Federal Law restricts this device to prescription only.
	Use by date		Consult instructions for use		see <a href="http://www.gruener-punkt.de">http://www.gruener-punkt.de</a>
<b>LOT</b>	Batch code		Keep away from rain		
<b>STERILE</b> <b>EO</b>	Sterilized using ethylene oxide		Keep away from sunlight		
			Do not resterilize		