

# VisionGraft<sup>®</sup>

THE CLEAR CHOICE<sup>®</sup>

*Successfully used in over 70,000 surgeries.*

VisionGraft patch grafts are precisely processed to cover tubes for your glaucoma drainage device procedures. This ready to use graft also provides tectonic support for revisions of trabeculectomy flaps and exposed tube shunts. VisionGraft is a reliable patch graft with premium benefits.

## CLEAR

- Provides cosmetic advantages for your patients
- You can perform laser suture lysis through the graft

## READY TO USE

- No splitting or preparation required
- No rinsing or rehydration needed

## READILY AVAILABLE

- 2-Year shelf life
- Stores at room temperature

## SAFE, DURABLE & DEPENDABLE

- Sterile—non-immunogenic<sup>1</sup>
- Histology shows structure is intact post-irradiation<sup>2</sup>
- Suture strength comparable to fresh corneas<sup>2</sup>



*VisionGraft<sup>®</sup> has become the go-to choice for glaucoma tube shunt coverage.*

For more information or to order, please contact us at 800-858-2020 or visit [www.CorneaGen.com](http://www.CorneaGen.com)

CorneaGen<sup>™</sup>

## Engineered Precisely to Meet Your Clinical Demands

CorneaGen is committed to supporting ophthalmologists and their patients with the latest products and delivery of the highest-quality tissue. As a direct result of this commitment, CorneaGen now offers VisionGraft, a non-immunogenic, cross-linked cornea. CorneaGen's exclusive process preserves corneal tissue so it is ready to use whenever you need it.

①

Cryogenically treated  
to inactivate cells

②

Processed  
specifically for a  
range of  
corneal surgeries


③

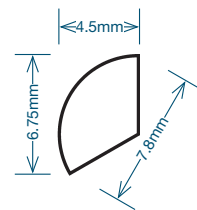
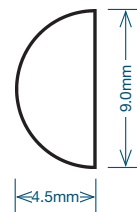
Terminally sterilized  
with precision gamma  
irradiation to a  
sterility assurance  
level of  $10^{-6}$

④

Stored in a  
proprietary medium  
that is largely  
albumin based

## Tissue Codes & Dimensions

Code	Description	Shape
C0301AL	Split Thickness Half Moon	
C0302AL	Split Thickness Third Moon	



### REFERENCES

- Lawrence SD, Netland PA. Gamma-irradiated Cornea Allograft for Glaucoma Surgery. J Glaucoma. 2013 Jun-Jul;22(5):355-7.
- Daoud YJ, Smith R: Smith T, Akpek EK, Ward DE, Stark WJ. The intraoperative outcomes of gamma-irradiated corneas in corneal and glaucoma patch surgery. Cornea. 2011; 30(12):1387-1391.

Exclusively processed and distributed by:

**CorneaGen**™

101 N. Chestnut Street  
Ste 303  
Winston-Salem, NC 27101 USA

800-858-2020  
Bal.Tissue@CorneaGen.com  
Products@CorneaGen.com